



# Hydraulics, Inc.

*Fixed  
Displacement  
Motors*

*Two Speed  
Motors*

*Variable  
Displacement  
Motors*

*High Speed  
Motors*

*Wheel Drives*

*Planetary  
Gearboxes*



*Power Thru Efficiency*


# PRODUCT GUIDE

# SAI Radial Piston Hydraulic Motors

- Crankshaft design
- 94% Starting and running torque
- 99% Volumetric efficiency
- 1 RPM Minimum speed
- Capable of freewheel operation


## Fixed Displacement

### GM Series



Maximum Speed  
1200 rpm  
Peak Power  
270 hp

### GS Series



*GS/BF Series*  
Maximum Speed  
2750 rpm  
Peak Power  
402 hp


### BF Series



Displacements Available - 1.5 to 736 cu-in./rev.

## Two Speed

### BD Series



Displacements Available  
6.1 to 112.7 cu-in./rev. (full displacement)  
Max-Min Displacement Ratio from 1.2 to 6:1

Maximum Speed  
3500 rpm  
Peak Power  
322 hp

## Variable Displacement

### BV Series



Maximum Speed  
2500 rpm  
Peak Power  
227 hp

## 9 Piston Motor Two Speed

### GD Series



Displacements Available  
21.7 to 62.1 cu-in./rev. (full displacement)


Max-Min Displacement Ratio - 4:1

Maximum Speed - 1400 rpm

Peak Power  
200 hp

## Double End Shaft

### GMD Series



Displacements Available  
6.1 to 60.23 cu-in./rev.

Maximum Speed - 800 rpm

Peak Power - 120 hp

Applications include: multi-speed drives, axle drives,  
winch drives and precision flow dividers

## SAE Mount

### FS Series



FSC/FSC HD

Motor with SAE mount and optional brake

Displacement Available - 1.5 to 73 cu.-in./rev.

Maximum Speed up to 1600 rpm

Peak Power - 130 hp

### GR Series



### FST/FST HD



Available Spring 2010

NEW

FST-FSW Motor Displacement Available 6 to 50 cu. in.

Maximum Speed 1600 rpm

Peak Power - 130 hp

### FSW/FSW HD



FSW Series motor with Wheel Drive Hub and optional brake

## Plan-Star®

### MRS Series



MRS Series Wheel Drive with/without brake

From 30-400 cu.-in./rev. Single/Dual Displacement

Output Torque up to 30,000 ft. lbs.

Poclair MS/Rexroth MCR interchangeable



### TD Series



### Track Drive

NEW

Ratios up to 239:1

Torque maximum up to 450,000 ft./lbs.

- Available with or without Brake.
- Input for Fixed Motor
- Variable Motor
- Cartridge Motor

## Planetary Gearboxes





Unit Interchangeable to  
Fairfield  
Auburn  
Estridge

Ratios up to 61,000:1  
Maximum Torque - 2,100,000 ft./lbs.

Peak Power - 1000 hp

Modular-style input, output and  
mounting to customer specifications.

Input for Hydraulic Motor  
Electric Motor and Nema Mount




*BR Series*



Stand alone brake  
input/output SAE

## Fixed/Dual Displacement

*URP Series*



Front/Rear Transmission Drive  
Displacements Available  
6.0 to 100 cu.-in./rev.

Maximum speed  
1250 rpm

Peak Power  
300 hp

Available with or without brake



## Rotary Manifold/Swivel



From 2 to 24 passages  
Available for hydraulic,  
electric and hydraulic-  
electric

- Up to 2" port size
- Suitable for oil, water, air
- Hard Chromed Cylinder
- Rated up to 6000 psi

## Disconnect

*DS3 Series*

Mechanical  
disconnect  
with detent



input torque  
up to  
800 ft. lbs.

Contact SAI 610-497-0190 or at our website [www.saihyd.com](http://www.saihyd.com)